

**Podcast CAMP**



# Production

---

**Choosing the right podcasting gear and understanding the principles of audio recording so that audio is of high quality is essential.**

# Hardware

## Hardware Discussed In This Section


1. Microphones
2. Pop filter
3. Portable recorders
4. Audio interfaces
5. Headphones
6. Microphone stands
7. Hardware Sets for solo, interview & field

Depending on your budget there are a variety of hardware choices. The following is a selection of hardware that has the best price to performance ratio. All prices are in Canadian dollars.

## Microphones

### Novice

- [Audio Technica ATR2100](#) — \$100
- [Audio Technica AT2005USB](#) — \$100



The beauty of these microphones is that you can use them as USB microphones for solo recording (by plugging them directly into your laptop without the need for an audio interface), or (if you decide to upgrade to using an audio interface, or add guests using a portable recorder) as an XLR mic. They come packaged with a mic clip, USB and XLR cables and table stand.

### Expert

- [Heil PR40](#) — \$460
- [ElectroVoice RE320](#) — \$350

These microphones are professional level broadcast microphones that have excellent off-axis rejection (they only pick up sound coming from directly in front of them so that you don't end up with the dog barking next door on your recording). They all require an audio interface or a portable XLR recorder as well as shock mount stands.

## XLR Microphones for Guests & The Field

[Senheiser E835](#) - \$110

[Heil PR20-UT](#) - \$140

## Pop Filter

A pop filter is essential to eliminate *plosives*, the unwanted blast of noise on your recording that is produced when a “p” or “t” sound is made too close to the microphone. If you are traveling with your gear I recommend ones made entirely out of metal; they are rugged and won't get damaged in your suitcase.

[Newer metal pop filter](#) —  
\$10



## Portable Recorders

These recorders allow you to record without a computer, backup your recording to an SD card, record multiple voices at once in your studio or in the field, and double as a USB audio interface.

### Novice

- [Zoom H4n Pro](#) (2 XLR inputs) \$280
- [Zoom H6](#) (4 XLR inputs) - \$440



### Expert

- [Zoom F4](#) (4 XLR inputs) - \$900
- [Sound Devices MixPre 3](#) (3 XLR inputs) - \$820

These recorders have professional quality pre-amps which deliver a very clean sound even at high recording levels. The Sound Devices MixPre recorders allow simultaneous recording over the internet and via microphone inputs, but are not as user friendly as the zoom field recorders.



## Audio Interfaces

If you upgrade your microphone to an XLR type, or if you have two voices recording at the same time, another more affordable option than a field recorder is an audio interface that connects your microphones to your laptop so that you can record on your laptop Digital Audio Software (DAW).



The following audio interfaces allow for two XLR microphone inputs and produce a very clean sound.

- [Scarlett 2i2](#) — \$200
- [Presonous Audiobox 2x2](#) — \$200

## Headphones

- [Sony MDR 7506](#) — \$145
- [Audio Technica ATH-M30X](#) — \$100



For recording make sure to use closed headphones to prevent “leak” from your headphones into your microphone. For mixing, open or semi-open headphones such as the [AGK K240](#) for \$100 are preferable, but not essential.

## Microphone Stands & Shock Mounts


If you are a novice using the ATR2100 or ATR2005, they come with a small table stand with microphone clip that should be propped up on a few books. A more substantial table stand or boom stand as well as a *shock mount* reduces unwanted sounds caused by bumping into the table.

[ChromaCast Table Microphone Stand](#) - \$20

[Newer Boom & Shock Mount](#) - \$30


## Hardware Sets

### #1 Solo Novice



[ATR 2100 or 2005](#)

**\$100**



[ATH-M30X](#)

**\$100**



[Pop filter](#)

**\$10**

## #2 Interview Studio Novice



ATR 2100 or 2005

\$100



ATH-M30X

\$100



Scarlet 2i2


\$200

## #3 Interview in the Studio & Field Novice



ATR 2100 or 2005

\$100



ATH-M30X

\$100



Zoom H4n

\$280



ChromaCast Stand

\$20

## #4 Solo Expert



Heil PR40

\$460



Sony MDR 7506

\$145



Scarlet 2i2

\$200



Newer Boom

\$30

## #5 Interview Studio & Field Expert



Heil PR40

\$460



Heil PR20-UT

\$140




Sony MDR 7506

\$145



MixPre 3

\$820



Newer Boom

\$30



ChromaCast Stand

\$20